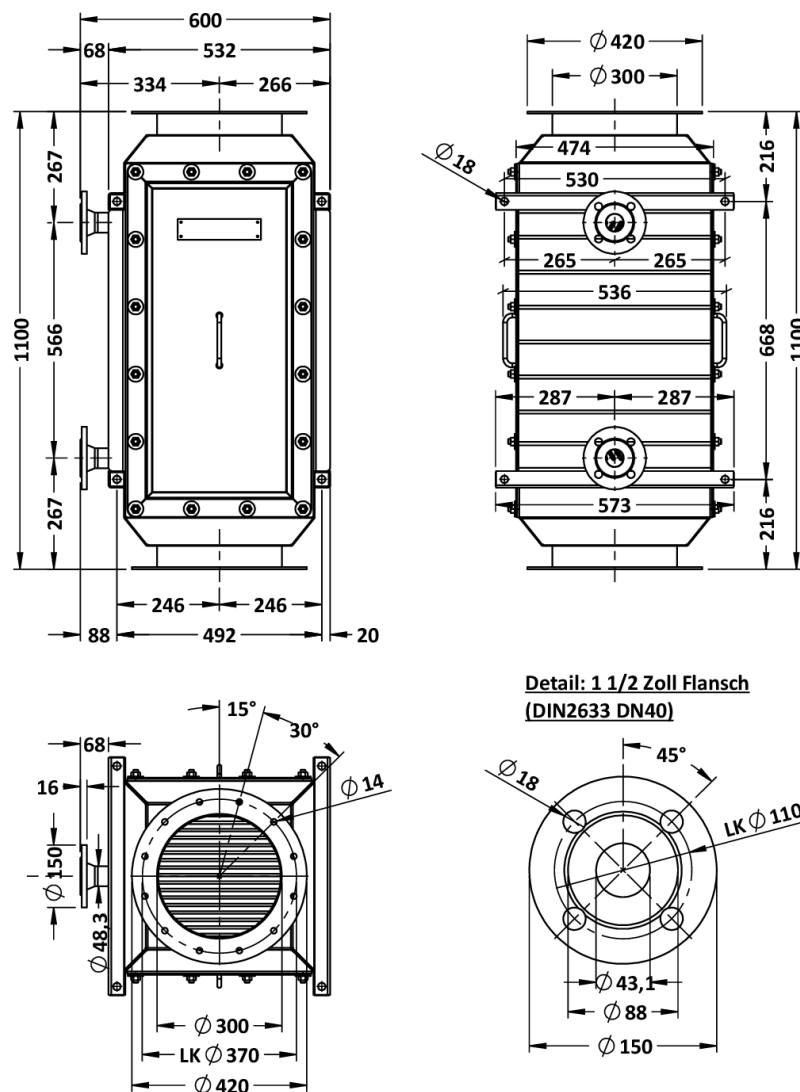


FERCHER flue gas heatexchanger type **FW-400** - Datasheet

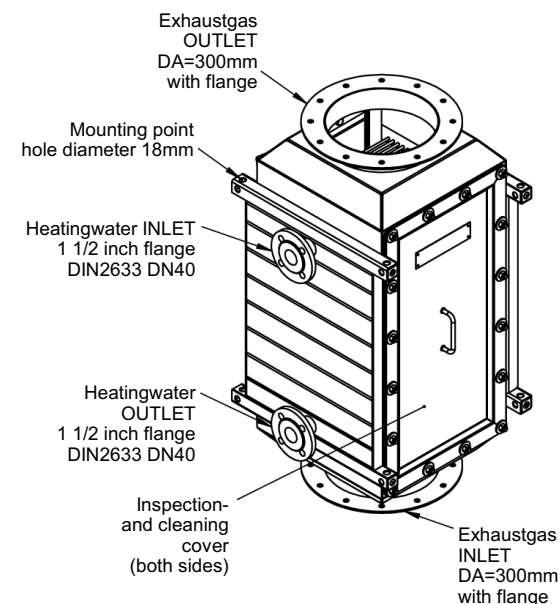


General	
Model-name / Type:	FW-400
Construction-Type:	Fully welded
Material:	AISI 316Ti AISI 316L
External Dimensions	
Length:	604 mm
Width:	573 mm
Height:	1 100 mm
Weights	
Empty weight:	231 kg
Internal-Volume:	35 L
Operating-Weight:	266 kg

Flue gas	
Maximum-Flowrate:	5 000 m³/h
Max. allowed temperature:	500 °C
Max. allowed pressure:	3 000 Pa (30 mBar)
Flue gas-Inlet:	flange DN300
Flue gas-Outlet:	flange DN300
Heating-Water	
Nominal-Flowrate:	1,0 L/s
Max. allowed temperature:	110,0 °C
Max. allowed pressure:	6 bar
Heating-Water inlet (DIN2633):	1 1/2 inch flange
Heating-Water outlet (DIN2633):	1 1/2 inch flange

Cleaning: Manual cleaning (for instance with brush/pressure-cleaner/steam) is possible without disassembling the heatexchanger, just take off the panels (exhaust-gas flow must be off).

Exhaustgas-Connections: Included: 2 pcs. loose counter-flanges (for exhaustgas-connection) and 2 pcs. exhaustgas-flange-gaskets. Above mentioned weights include the weight for these counter-flanges and gaskets.



FERCHER flue gas heatexchanger type **FW-400** - Characteristic curves

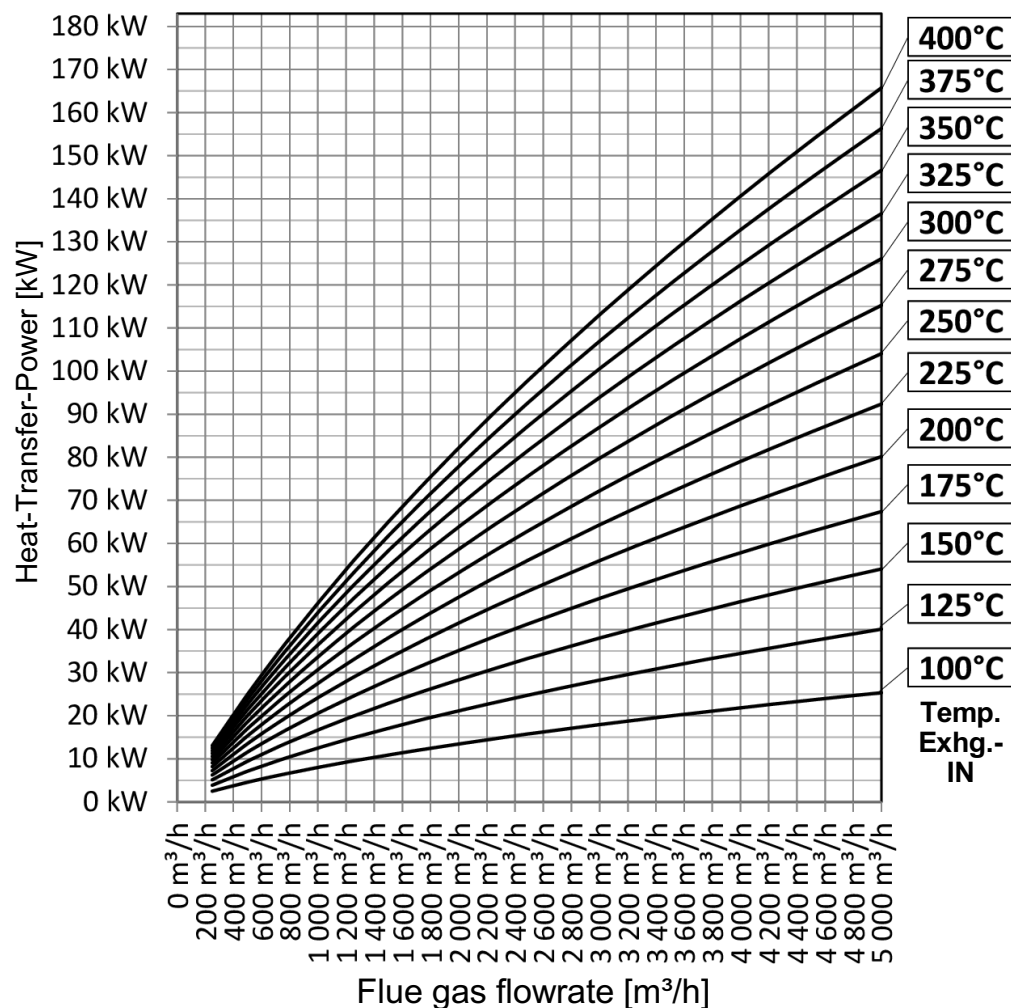
Following characteristics are valid for the following operation (Exhaustgas from Gas/Oil-Burner), Heatingwater-Temperature-IN: 60 °C, Volume-Flow: 1,0 L/s (=3,6 m³/h)

Heatingwater pressuredrop at 1,0 L/s Volume-Flow: 0,1 bar

Flue gas flowrates are real volume flow rates, reference temperature is flue gas IN temperature

For special/individual calculations please contact us at office@fercher.at. We gladly help you with choosing the correct heatexchanger and with calculations.

Performance curves



Flue gas pressuredrop [Pa]

